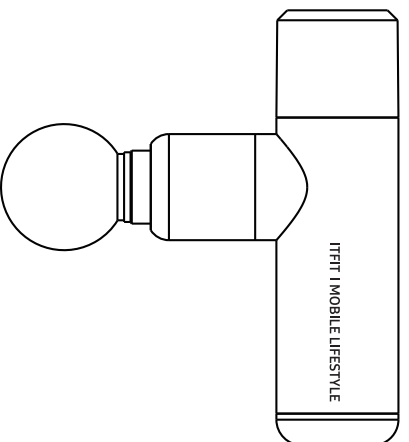


產品品名/型號	商品名稱: 便攜按摩槍 Model No. ITFITEX43A
材 質	157g 雙銅紙
工 藝	過光油/雙面印刷/風琴折
尺 寸	尺寸: 100*135mm

SIZE : 100*135mm 157g 雙銅紙/過光油/雙面印刷/風琴折

ITFIT | MOBILE LIFESTYLE



**便攜按摩槍
使用說明書**

使用前說明

為安全地使用本產品，請在使用前仔細閱讀相關使用說明及注意事項，請妥善保管說明書，供隨時參考。

產品特色

- 4段按摩變速
- 最長可使用7小時
- 10分鐘自動停機安全設定
- 堅固耐用金屬機身
- 小巧方便攜帶設計
- 符合人體工學好握握把

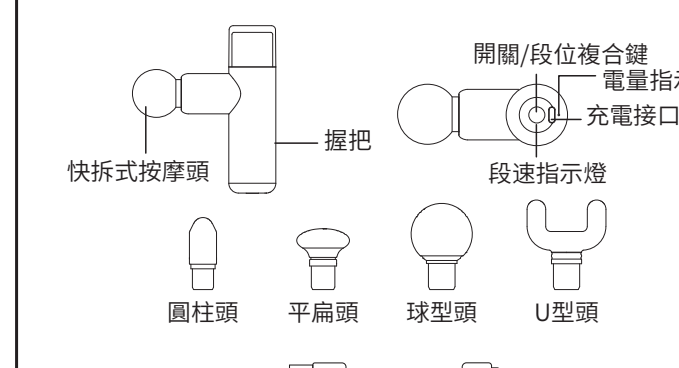
產品資訊

產品名稱: ITFIT便攜按摩槍
產品型號: ITFITEX43A
產品材質: 金屬、電子零件
電池類型: 鋰離子電池
電池容量: 1200mAh 7.4V(8.88Wh)
充電時長: 約2.5小時
續航時間: 最長可使用約7小時(依段速使用時間不同)
充電類型: USB Type C
輸入(充電): 5V=2A
段速轉速: 700-3000轉/分鐘
段速: 4段
尺寸: 115 x 131 x 37mm
淨重: 311g
生產時間: 2024.11
生產國別: 中國

包裝內容物

便攜按摩槍、便攜按摩槍 x 4、USB-C 充電線、使用說明書

產品介紹

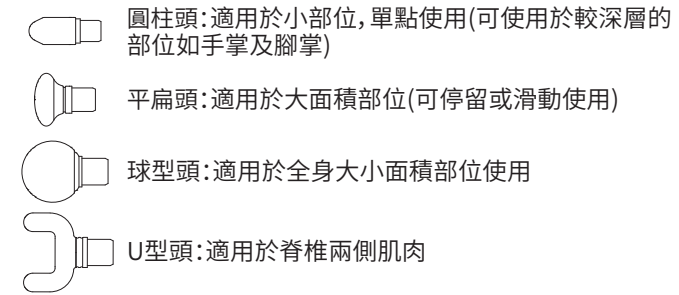


充電說明

將USB-C充電線接入本產品，再將充電線的USB接頭接入充電器(請使用支援5V=2A規格的充電器充電)後即為本產品充電。
※溫馨提醒: 充電中，人員請勿離開現場
1. 充電時紅色電量指示燈恆亮。
2. 充滿電後綠燈恆亮。
3. 本產品不支援充電中使用。
4. 產品使用中，綠色電量指示燈恆亮。

產品操作說明

1. 在按摩頭安裝前，請先將機器關閉。根據按摩不同的部位，選擇適合的按摩頭並安裝至按摩槍前方圓孔內。



產品操作說明

1. 長按“開關鍵”2秒開機。(開機後進入第一段速)
3. 短按“開關鍵”1秒調整段速。

段速	段速指示燈	轉速
第1段	按鍵周圍綠燈亮	1600rpm
第2段	按鍵周圍藍燈亮	2200rpm
第3段	藍、綠混色燈亮	3000rpm
第4段	藍、綠燈交替閃爍亮	700rpm

※溫馨提醒: 初次使用者，建議從第1段速開始使用
4. 當按摩槍若以過大的外力施壓時，按摩槍會自動啟動保護機制暫停運作，若要繼續使用則可在5秒內短按開關鍵就可以回復功能繼續運作，若超過5秒則自動關機，需以重新開機的 mode 做啟動。
5. 按摩槍具有10分鐘智能定時功能，運作達10分鐘後按摩槍將停止運作。(若要繼續使用可再手動開啟)
6. 長按“開關鍵”2秒關機。

注意

1. 使用時間請勿過久。(同一點上建議勿連續使用15秒以上; 同一部位建議使用不超過10分鐘)
2. 具有下列任何狀況或正在接受治療的人，在使用本機之前，請務必諮詢醫生。
 - 心臟病患者
 - 感覺喪失者
 - 惡性腫瘤患者
 - 按摩部位有傷口者
 - 體溫高達 38 °C 以上發燒者
 - 糖尿病等高度未稍循環障礙之知覺障礙者
 - 需靜養者或身體狀態明顯不佳或身體有感到異常者
3. 請勿震動到骨頭及關節。

警告

1. 本電器不預期提供生理、感知、認知能力、經驗或知識不足之使用者(包括孩童)使用，除非在對其具有安全責任的人員之監督或指導下安全使用。
2. 孩童應受監督，以確保孩童不濫玩電器。
3. 僅提供標示於電器之最低安全電壓。
4. 本產品請勿用在身體血管密集部位，包含頭部、臉部及頸椎。
5. 具有下列任何狀況或正在接受治療的人，請勿使用本產品。
 - 被醫師告知禁止按摩者，例如: 因患血栓症、嚴重動脈瘤、急性靜脈曲張、各種皮膚疾患及皮膚感染(包括皮下組織炎症)等
 - 患有急性下腰痛、脊柱異常、椎間盤突出、脊椎前移、脊柱狹窄、進行性腰椎關節強硬症者
 - 患有骨質疏鬆症、骨折、扭傷或因拉傷或撕裂肌肉而造成急性疼痛者
 - 安裝心律調節器等易於受到電磁波影響之體內植入式醫療裝置者
 - 孕婦、或剛生產後的婦女

電子產品相關注意事項

1. 產品使用中，請勿更換按摩頭。
2. 請勿一邊充電一邊使用本產品。
3. 請勿擅自拆卸螺絲或拆解本產品。
4. 請勿在任何熱源附近使用本產品。
5. 為保安全，產品充電時，人員請勿離開現場。
6. 不要將產品放置在太陽曬射或高溫的地方。
7. 不要跌落、強烈震動、用硬體撞擊產品，以免損壞內部電路。
8. 請使用軟布清潔。不要使用刺激性化學製品、清潔劑清潔機器。
9. 本產品不具防水功能，請勿在潮濕環境使用或讓產品碰觸或浸泡於水中。
10. 本產品無法代替醫學治療，若您有疼痛或正在治療，使用前請諮詢醫師。
11. 按摩頭與產品本體之間的間隙。(避免夾傷)

清潔與保養

清潔

1. 先關閉並拔掉電源。
2. 用微濕的軟布擦拭外觀。
3. 用溫肥皂水或酒精棉拭，然後擦乾。
4. 放在通風處晾乾。

保養

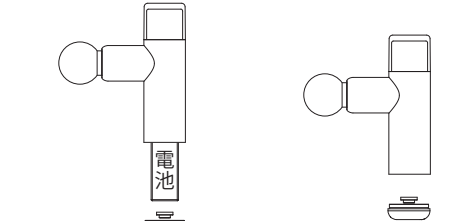
1. 每次使用不超過15分鐘，避免馬達過熱。
2. 存放在乾燥陰涼處，避免陽光和潮濕。
3. 遵循充電建議，避免長時間不充電。

環保說明

本產品內置可充電鋰電池，在丟棄本產品時，請勿將其與生活垃圾一起處理，務必在危險廢物收集場、回收設施或回收電子零售商處安全處置。

電池處置說明

在廢棄本產品前，必須將電池取出並安全處置。取出電池時，產品必須斷開電源。電池從底部拆開取出，如圖所示：



保固相關說明


保固期限說明：
台灣三星電子銷售之行動電話/平板等消費禮品，憑此保證書及三星產品購買發票可享有自購買日起保固1年的服務。
在以下狀況下，將無法提供免費服務：

1. 產品已超出本公司所提供之保固期限。
2. 因天災、蟲(鼠)害、雷擊等因素所造成之損壞或故障。
3. 機器本體之外其他產品(設備)所引起之故障。
4. 未依照產品規格，使用手冊規定操作，造成產品異常或作業系統改變。
5. 故障原因超出原廠保固範圍，例如: 受潮、破損、變形，使用非該產品非原廠授權維修中心拆修或使用非原廠零件。
6. 移動、運送過程中或不當放置發生之人為故障。
7. 使用不符合本產品本體適用規格內之其他設備及配件所引起故障。
8. 不適用的電源迴路以及電壓電流。
9. 外觀及消耗性材料。

限用物質含有情況標示聲明書

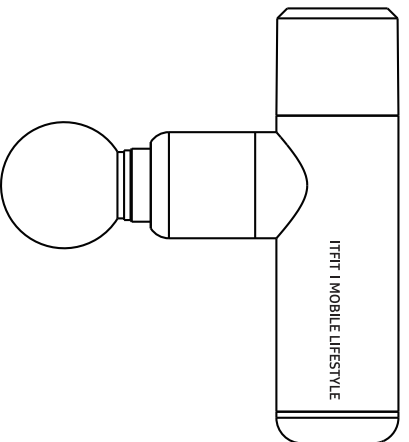
單元	限用物質及其化學符號					
	鉛	汞	鎘	六價鉻	多環芳烴	多溴二苯醚
塑膠外殼	○	○	○	○	○	○
金屬零件	○	○	○	○	○	○
機械組件	-	○	○	○	○	○
電池	○	○	○	○	○	○

註釋: "○" 表示該限用物質之含量符合三星產品之限制。
註釋: "-" 表示該限用物質之含量未超過三星產品之限制。
註釋: "△" 表示該限用物質之含量符合三星產品之限制。



台灣國際三星物產股份有限公司
地址: 臺北市信義區基隆路1段333號22樓2203室
電話: +886 2 2728 8500
E-mail: itfittw@samsung.com

ITFIT | MOBILE LIFESTYLE



**Massage Gun
User Manual**

Before Use

Before operating this product, please read the User's Manual completely and save them for future use. Please keep the User's Manual in a safe place for reference at any time.

Feature of Product

- 4-speed massage with variable settings
- Can be used for up to 7 hours
- 10-minute automatic shutdown safety setting
- Durable metal body
- Compact and portable design
- Ergonomic handle for a comfortable grip

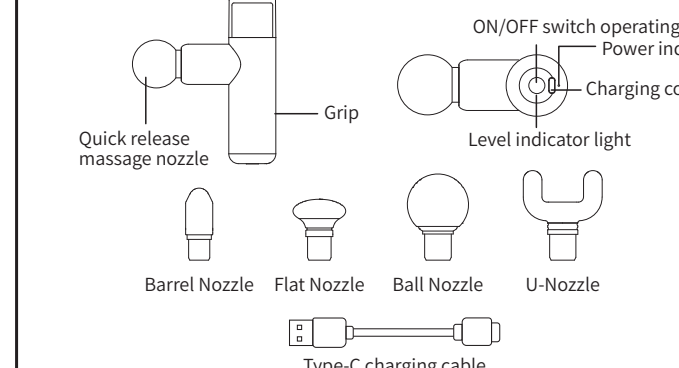
Product Information

Product Name: Massage Gun
Model No. ITFITEX43A
Materials: Metal, Electronic Parts
Battery Type: Li-ion Battery
Battery Capacity: 1200mAh 7.4V(8.88Wh)
Charging Time: Approx. 2.5 hrs.
Battery Life: Up To Approx. 7 hrs. of Continuous Use (Varies Depending on The Speed Setting)
Charging Type: USB Type C
Input(charge): 5V=2A
Speed Settings: 4 Speeds,
Ranging From 700 to 3000 Revolutions per Min.
Dimensions: 115 x 131 x 37mm
Net Weight: 311g
Production Date: 2024.11
Made in China

Contains

Pocket-sized Massage Gun, Massage Heads x 4, USB-C Charging Cable, User Manual

Product Description



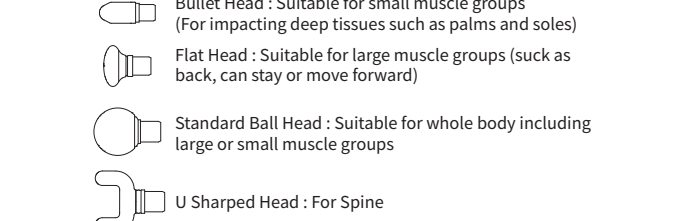
Product Operating Instructions

To charge this product, connect the USB-C charging cable to it, and then plug the USB connector of the charging cable into a charger (please use a charger that supports the 5V=2A specification).
Reminder : Do not leave the site during charging.

1. The red battery indicator light stays on during charging.
2. The green light stays on when fully charged.
3. This product does not support usage while charging.
4. During product usage, the green battery indicator light remains on.

How To Use

1. Before installing the massage head, please make sure to turn off the machine. Choose the appropriate massage head according to the different parts of the body, and plug in the product.



2. Long press ON/OFF button for 2 sec. to power on. (Enter level 1 after power on)
3. Short press ON/OFF button to adjust level.

Level	Level indicator light	RPM (Revolutions per minute)
Level 1	The green light around the button is on	1600rpm
Level 2	The blue light around the button is on	2200rpm
Level 3	Blue and green mixed color lights are on	3000rpm
Level 4	Blue and green lights flash alternately	700rpm

Reminder : It is advised to use level 1 for beginner
4. When excessive pressure is applied to the massage gun, it will automatically activate a protection mechanism and pause operation. To resume use, simply briefly press the power button within 5 sec. If the pause exceeds 5 sec., the device will shut down automatically and require a restart to activate.
5. The product has smart timer function. It will stop working after 10 min. (Press ON/OFF button to reuse the product)
6. Long press ON/OFF button for 2 sec. to power off.

CAUTION

1. Do not use for prolonged periods. (Avoid continuous use for more than 15 sec at the same point; do not use on the same area for more than 10 min.)
2. Consult a doctor before using this device if you :
 - Need rest or have obvious physical discomfort or abnormal sensations.
 - Have peripheral circulation disorders such as diabetes-related sensory impairment.
 - Have a body temperature of 38°C (100.4°F) or higher.
 - Have wounds in the massage area.
 - Are diagnosed with malignant tumors.
 - Have heart conditions.
 - Have lost the ability to sense heat.
3. Avoid vibrating over bones and joints.

WARNING

1. This appliance is not suitable for unsupervised children or individuals with physical/mental disabilities.
2. Supervise children to prevent them from playing with the appliance.
3. Only use the appliance with the indicated extra-low safety voltage.
4. Do not use this product on areas of high vascular concentration on the body, including the head, face, and neck vertebrae.
5. Do Not Use if:
 - Advised against massage by a physician (e.g., thrombosis, severe aneurysm, acute varicose veins, skin disorders/infections).
 - Acute lower back pain, abnormal spine conditions, herniated discs, spinal misalignment, stenosis, or degenerative lumbar facet syndrome.
 - Osteoporosis, fractures, sprains, or acute pain from muscle strains/tears.
 - Implanted medical devices sensitive to electromagnetic interference (e.g., pacemakers).
 - Pregnant or recently given birth.

Safety Instruction For Electronic Product

1. During use, do not insert fingers, any part of the body, or other objects into the gap between the massage head and the product body to avoid pinching.
2. This product is not a substitute for medical treatment. If you have pain or are undergoing treatment, consult a physician before use.
3. This product is not waterproof. Do not use it in damp environments or allow the product to come into contact with or be submerged in water.
4. Clean with a soft cloth. Do not use strong chemical products or detergents to clean the device.
5. Avoid dropping, strong vibrations, or impacting the product with hard objects to prevent damage to internal circuits.
6. Do not place the product in direct sunlight or in high-temperature environments.
7. For safety, do not leave the product unattended while charging.
8. Do not use this product near any heat source.
9. Do not disassemble screws or dismantle the product by yourself.
10. Do not charge and use the product at the same time.
11. Do not replace the massage head while the product is in use.

Environmental Friendliness

Cleaning

1. Turn off and unplug.
2. Wipe exterior with a damp cloth.
3. Clean with soapy water or alcohol, then dry.
4. Air dry in a ventilated area.

Maintenance

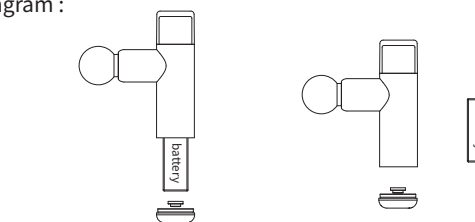
1. Use for no more than 15 minutes at a time.
2. Store in a cool, dry place.
3. Follow charging recommendations.

Environmental Friendliness

This product has built-in rechargeable lithium battery. When discarding this product, do not dispose it together with household garbage. Be sure to safely handle this product at hazardous waste collection sites, recovery facilities or recycling electronics retailers.

Battery Disposal Instructions

Before discarding this product, the battery must be removed and disposed of safely. Disconnect the product before removing the battery. Remove the battery from the bottom, as shown in the diagram :



Warranty Instructions

Warranty Period Description :
For VIP gifts such as mobile phones/tablets sold by Samsung Electronics Taiwan, you can enjoy a 1-year warranty from the date of purchase with this warranty and the purchase invoice of Samsung products.
The free service will not be provided in the following cases:

1. The product has exceeded the warranty period provided by the company.
2. Damage or failure caused by natural disasters, insect (rat) damage, lightning strikes and other factors.
3. Failures caused by other products (equipment) other than the machine itself.
4. Failure to operate in accordance with product specifications and user manuals, resulting in product abnormalities or operating system changes.

5. The cause of the failure is beyond the scope of the original warranty, such as : damp, damaged, deformed, using a non-original authorized repair center for the product or using non-original spare parts.
6. Human failure during movement, transportation or improper placement.
7. Failures caused by using other equipment and accessories that do not meet the applicable specifications of the product.
8. Unsuitable power circuit and voltage and current.
9. Appearance and consumable materials.

SAMSUNG C&T TAIWAN CORPORATION
Address: 110 Rim. 2203 22F, No.333, Keelung Rd., Sec.1 Taipei, Taiwan
TEL: +886 2 2728 8500
E-mail: itfittw@samsung.com